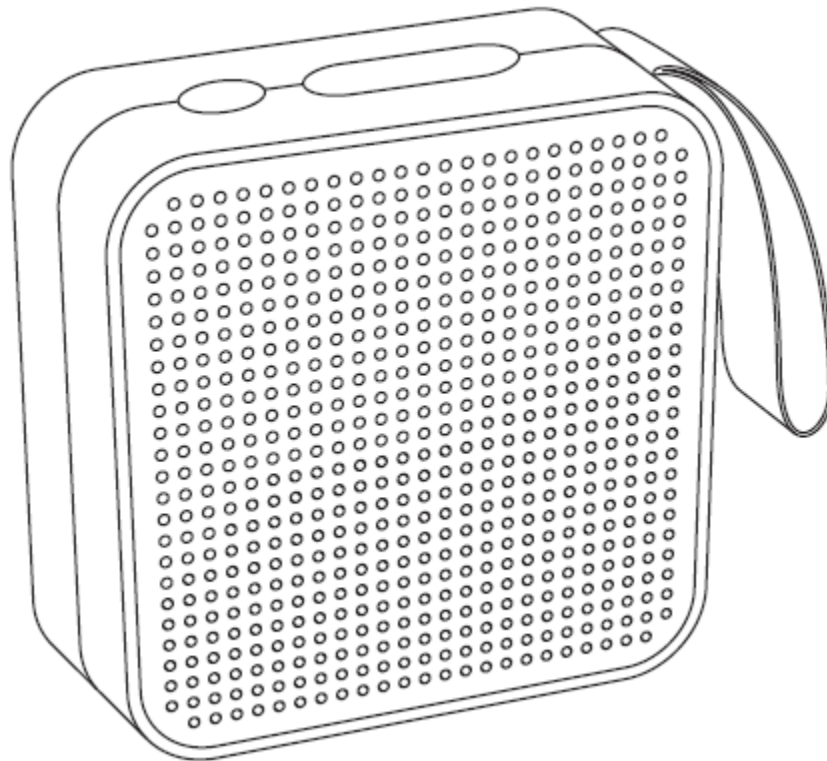


**FIRE CRACKLE SPEAKER**  
**SKU: 89052**  
**OWNER'S MANUAL**



**⚠ CAUTION**

**Keep this installation manual for future reference. If you sell or give this product away, make sure this manual accompanies this product.**

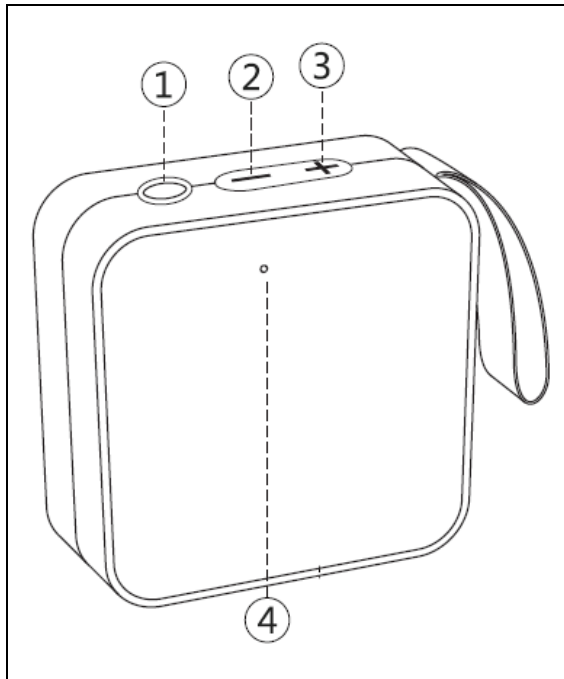


**PREMIUM  
ELECTRIC FIREPLACES  
& TV LIFTS**

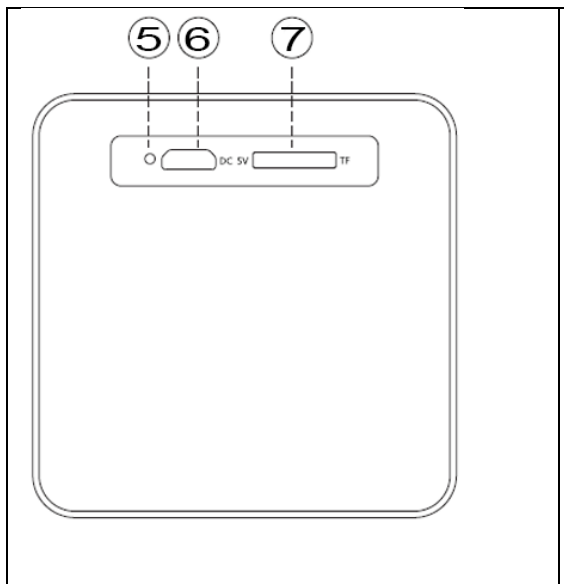
Exceeding Expectations

## Fire Crackle Speaker Functions

### Front of Speaker

 <p>The diagram shows the front view of the speaker with four numbered callouts: 1 points to a circular power button, 2 points to a square volume down button with a downward arrow, 3 points to a square volume up button with an upward arrow, and 4 points to a small circular LED light on the bottom edge.</p>	<p>1 – Power ON/OFF PRESS and HOLD button to power speaker ON/OFF</p> <p>2 – Volume DOWN PRESS button to lower volume</p> <p>3 – Volume UP PRESS button to increase volume</p> <p>4 – Power LED Light</p> <ul style="list-style-type: none"><li>- Blue light indicates that speaker is ON</li><li>- No light indicates that speaker is OFF</li></ul>
---	--

### Rear of Speaker

 <p>The diagram shows the rear view of the speaker with three numbered callouts: 5 points to a small circular charging light, 6 points to a rectangular DC 5V charging port, and 7 points to a rectangular TF (Micro SD) card slot.</p>	<p>5 – Charging Light</p> <p>6 – Charging Port DC 5V</p> <p>7 – Micro SD Card</p>
--	---

## Functions

Function	Instruction
Power ON/OFF	Press and Hold “O” button to turn on/off speaker.
Increase Volume	Press + button to raise volume.
Decrease Volume	Press – button to lower volume.
Charge Battery	Plug USB micro cable into the speakers and connect to a DC 5V charger or computer USB port to charge the speaker.

## Indicator Light

Indicator Light	Function
Red	Speaker is fully charged when LED light is red.
Blue Light – Solid	Unit is in play mode

## Troubleshooting

Issue	Troubleshooting
Unit powered on, no sound	<ol style="list-style-type: none"> <li>1. Check the volume of the speaker</li> <li>2. Check to be sure micro SD card is installed</li> </ol>

## Product Specifications

Function – Fire crackle playback

Speaker:  $\Phi$ 40mm / 4 $\Omega$ 3W

Diaphragm:  $\Phi$ 30\*40mm

Charging: DC  $\square$  5V (USB)

**STOP CALL US FIRST! STOP**  
**DO NOT RETURN TO STORE.**

For immediate help with assembly, product information,  
or if your product arrives damaged, call our toll-free number at

**800-215-1990**

or email:

[customerservice@thpus.com](mailto:customerservice@thpus.com)

**Our staff is ready to provide assistance.**