

ADD-ON COMPONENT SHELF

Model # :

30011 – 2800/3900 Component Shelf

OWNER'S MANUAL

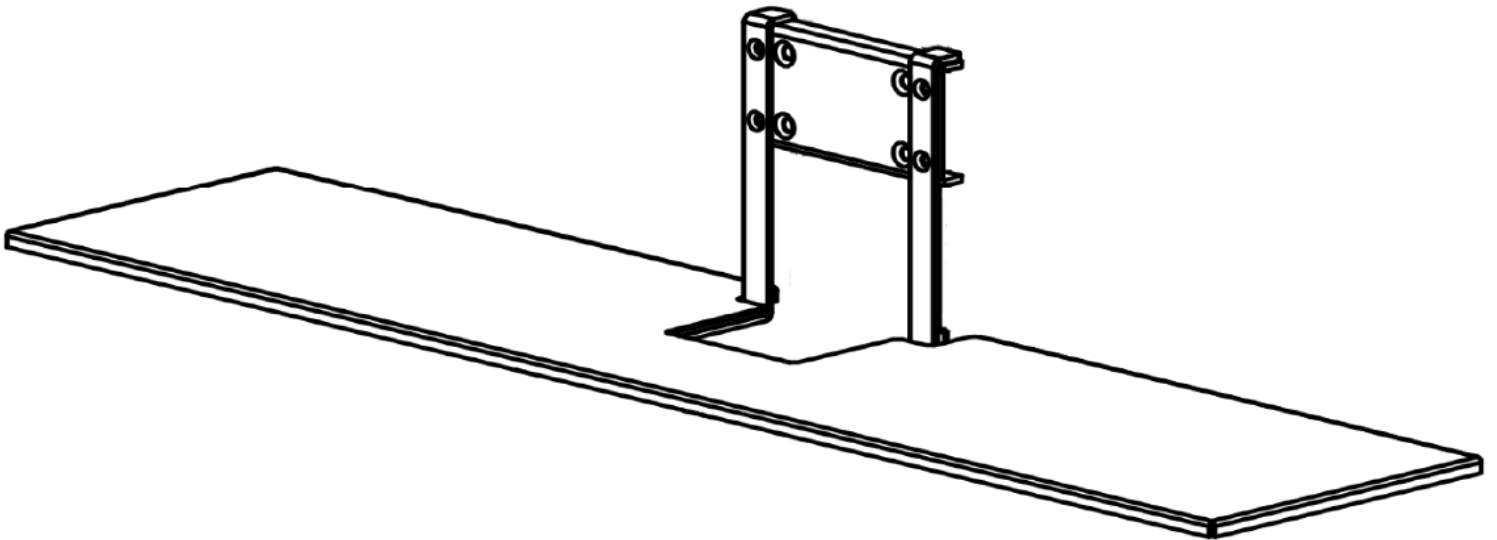




Table of Contents

About Your Add-On Component Shelf 4

Safety Information 4

 IMPORTANT SAFETY and PRE-INSTALLATION INSTRUCTIONS..... 4

Add-On Component Shelf Parts..... 5

 Tools Required:..... 5

 Parts Included..... 5

Dimensional Drawings..... 6

 30011 – 2800/3900 Add-On Component Shelf 6

Assembling and Installing Add-On Component Shelf 7

 Assembling Add-On Component Shelf 7

 Installing Add-On Component Shelf 8

Warranty 9



About Your Add-On Component Shelf

Congratulations on the purchase! The Touchstone Home Products 2800/3900 Add-On Component Shelf is designed for use with the Touchstone Home Products 2800 and 3900 TV Lifts. The shelf is designed to hold accessory components like cable boxes, DVD/BluRay Players, and sound bars.

Safety Information

To avoid the risk of personal injury, damages to your lift, TV, or cabinet, and to ensure optimum performance of your TV lift mechanism, please pay particular attention to the warnings and safety notices throughout this manual.

IMPORTANT SAFETY and PRE-INSTALLATION INSTRUCTIONS

1. Please adhere to the proper installation procedure as detailed in the installation instructions.
2. Safety precaution measures must be practiced at all times during installation of this product.
3. The entire installation instructions should be fully read and understood before beginning installation.
4. The maximum weight capacity for the component shelf is 30lbs.
5. Carefully measure all dimensions of your TV, components, and cabinet openings before proceeding to install the shelf to ensure that the shelf, components, and TV will fit within your cabinet opening, if installing in a cabinet.
6. When the component shelf is mounted on the lift, the bottom of the shelf should be no less than 1” higher than the floor of the cabinet.
7. All cords connecting components to the TV should be allow for the lift and component shelf to raise and lower without issue.
8. **WARNING!:** TV lift mechanism contains moving parts. Please keep hands, arms, and fingers away from the lift and cabinet lid opening when the lift is in motion. Cables should be wire-tied or secured neatly so lift does not contact them during operation. Also, keep all components away from the lift mechanism.

Contact Touchstone Customer Service at 1-800-215-1990 with any questions regarding the operation of your 2800/3900 Add-On Component Shelf. We are also available on the web at www.touchstonehomeproducts.com

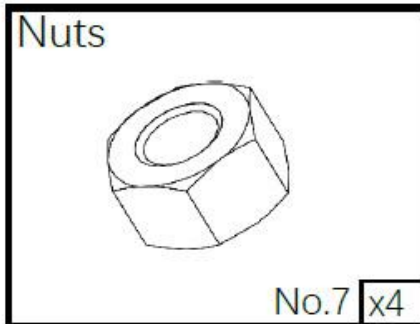

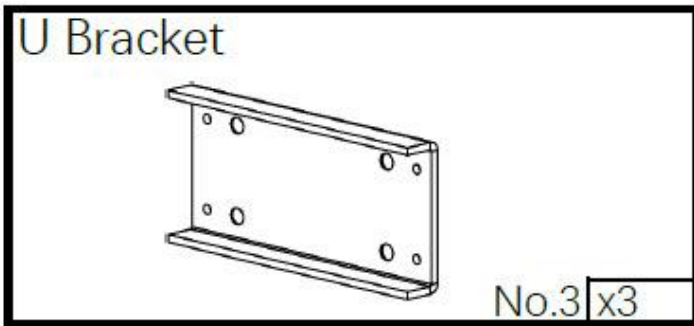
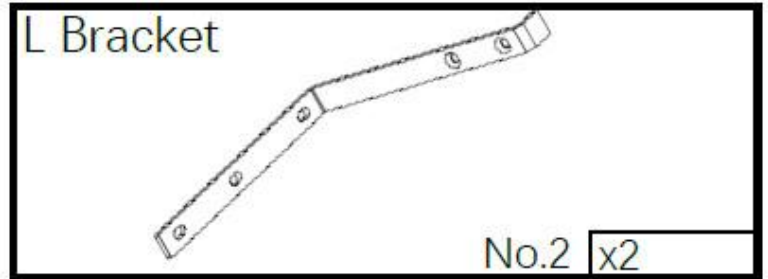
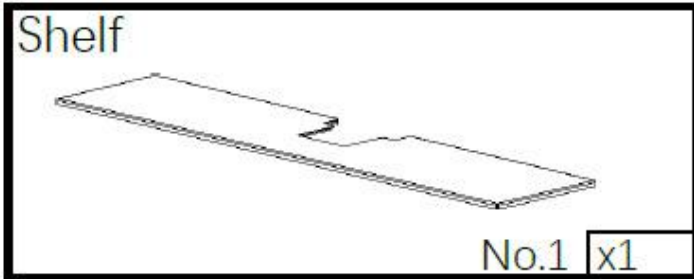


Add-On Component Shelf Parts

Tools Required:

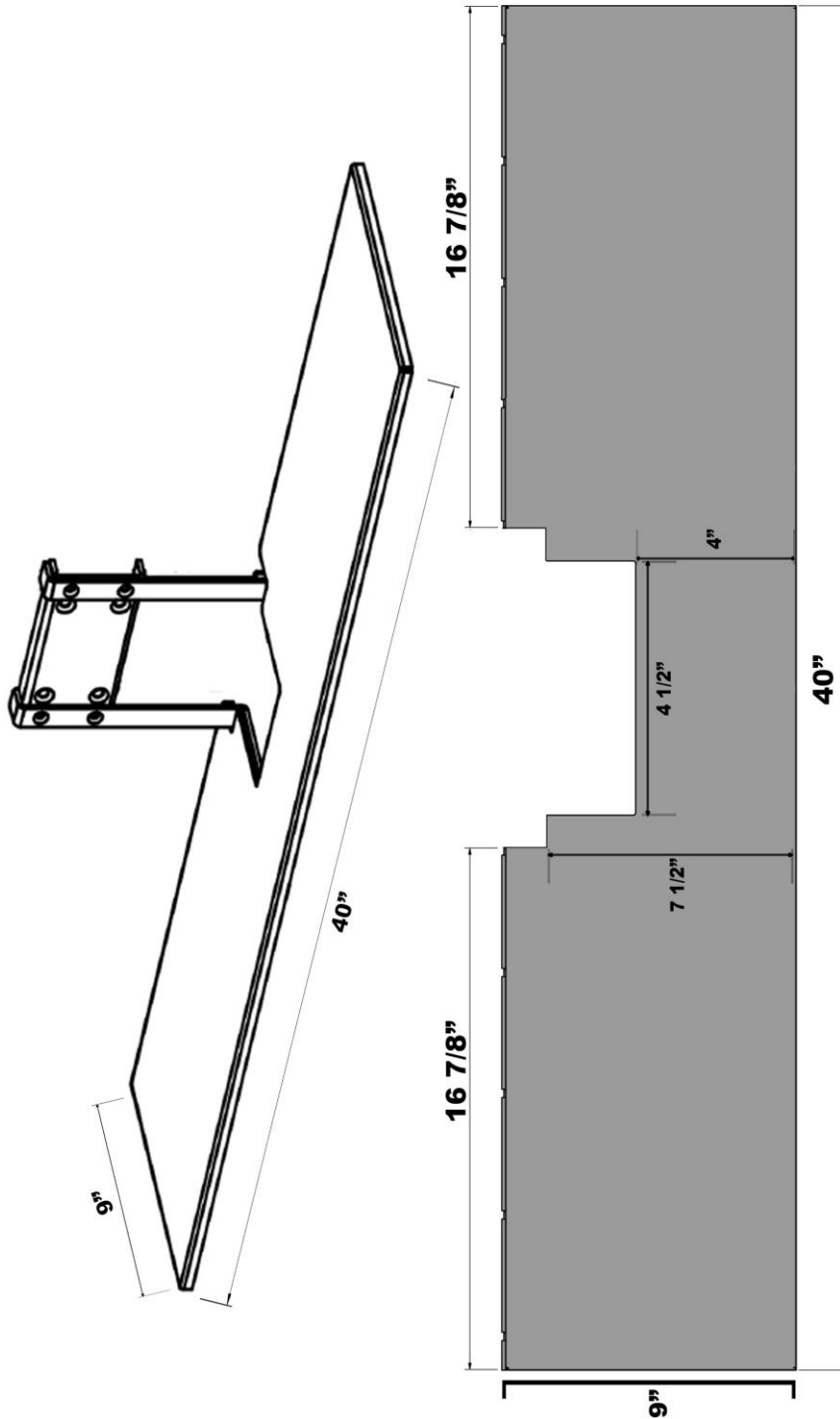
- Size 8 Metric Allen Wrench – included
- Size 6 Metric Allen Wrench – included
- Adjustable Pliers

Parts Included



Dimensional Drawings

30011 – 2800/3900 Add-On Component Shelf



Add-On Component Shelf

Dimensions

PN: 30011



**PREMIUM
ELECTRIC FIREPLACES
& TV LIFTS**

Exceeding Expectations
updated: 09/30/2022

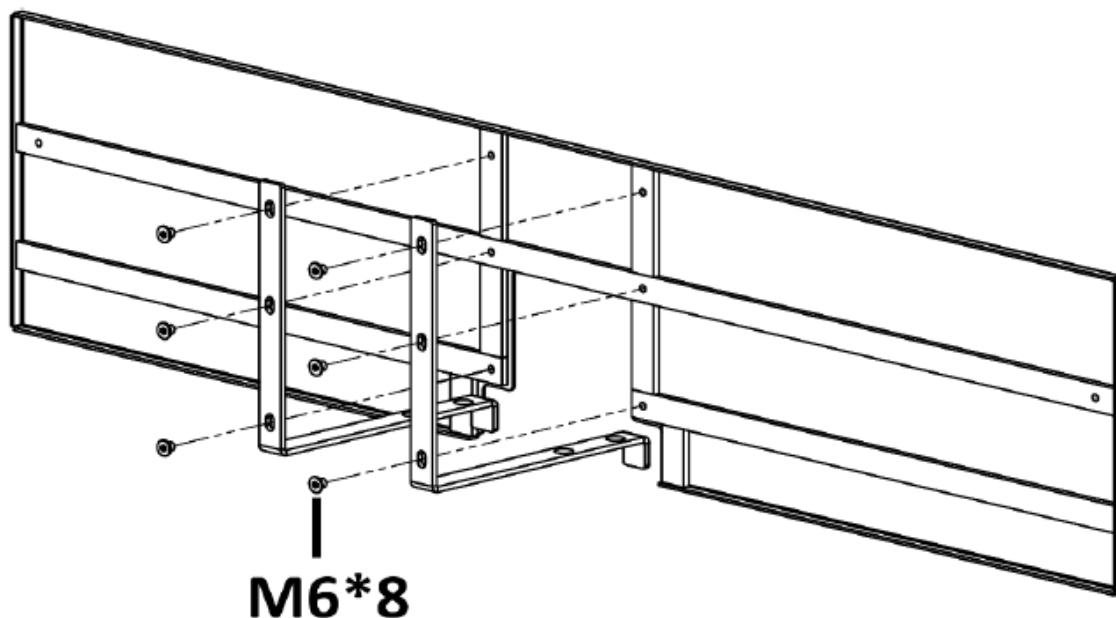
30011 - 2800/3900 Add-On Component Shelf Features:

- Raises and lowers along with the lift
- Shelf Dimensions: 40" W x 9" D
- Available Component Space: 16 7/8" W x 9" D area on left and right side
- Warranty: 1 Year Warranty Included, Satisfaction Guaranteed
- Kit Includes: Component Shelf, 2 Component Shelf Brackets,

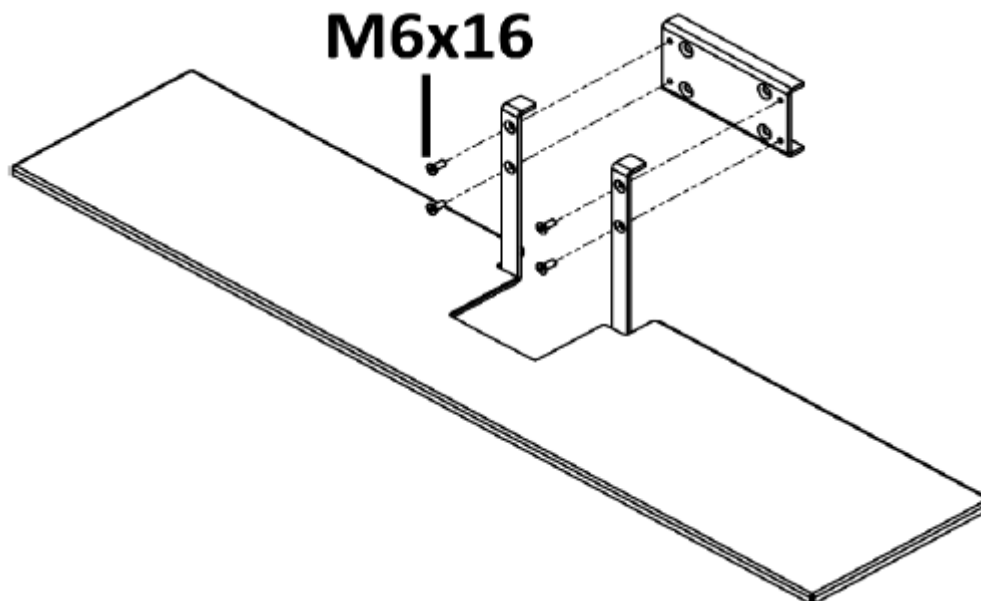
Assembling and Installing Add-On Component Shelf

Assembling Add-On Component Shelf

1. Attach the L brackets to the shelf using 3 M6x8 screws per bracket.

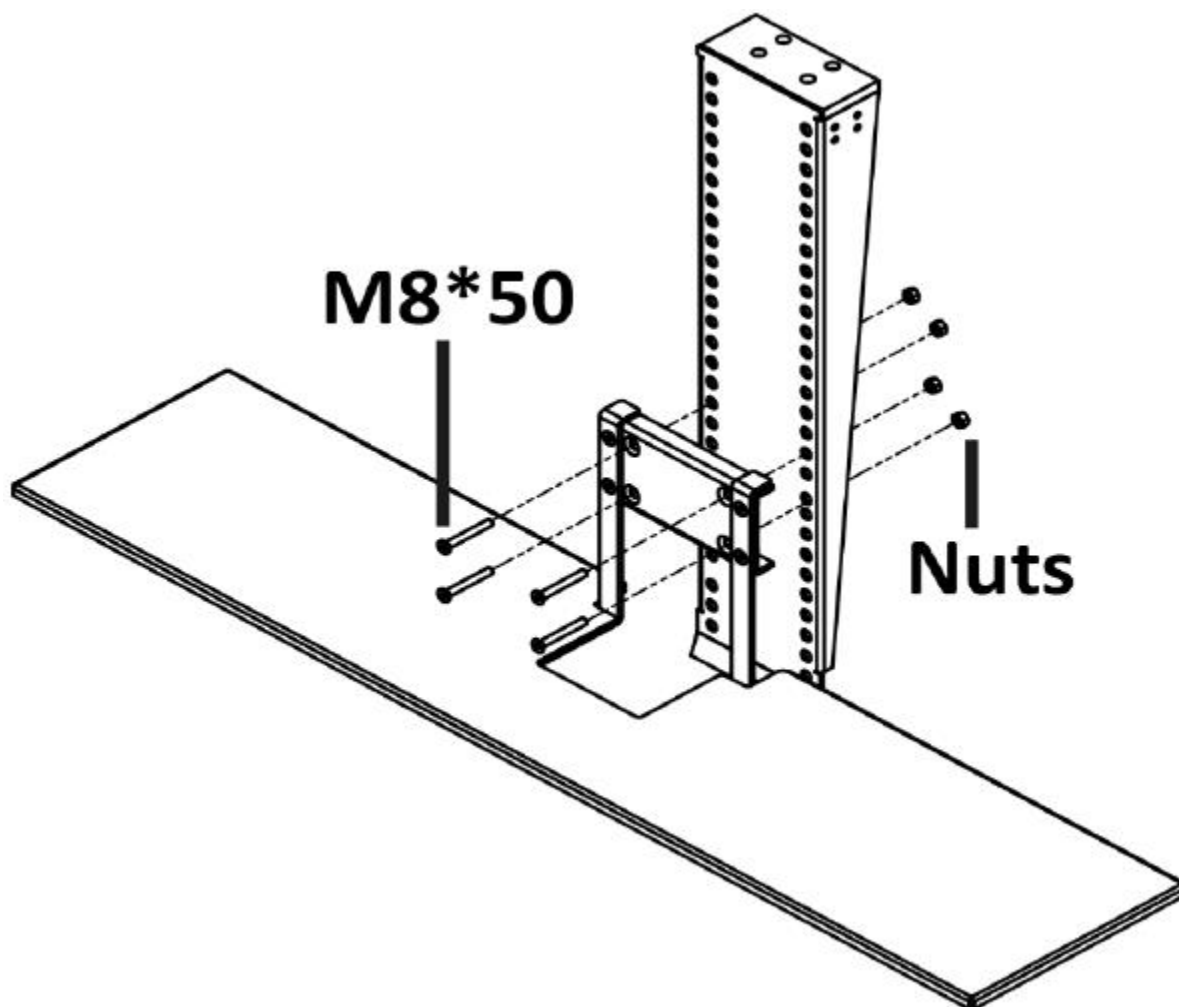


2. Attach the U bracket to the L brackets using 2 M6x16 screws per bracket.



Installing Add-On Component Shelf

1. Attach the shelf to the TV bracket using 4 M8x50 screws and 4 nuts.



WARNING: Mount the shelf on the lift bracket so that lift is no less than 1" above the floor of your cabinet when installed.

Warranty

Touchstone Home Products warrants the 2800/3900 Add-On Component Shelf to be free from defects in material and workmanship for one (1) year from date of purchase. The warranty includes all add-on component parts listed in this manual. If the 2800/3900 Add-On Component Shelf proves to be defective in material or workmanship during the warranty period, Touchstone Home Products will replace the defective part free of charge. The replacement part will then be covered by the balance of the time remaining on the customer's original warranty.

Touchstone Home Products' warranty does NOT cover: any product on which the serial number has been defaced, modified or removed; damage, deterioration or malfunction resulting from accident, misuse, neglect, power surges, fire, water, lightning damage, or other acts of nature, unauthorized product modification, failure to follow instructions supplied with the product, repair or attempted repair by anyone not authorized by Touchstone Home Products, causes external to the product such as electric power fluctuations or failure, use of supplies or parts not meeting Touchstone Home Products specifications, or any other cause which does not relate to a product defect.





 **CALL US FIRST!** 
DO NOT RETURN TO STORE.

For immediate help with assembly, product information,
or if your product arrives damaged, call our toll-free number at

800-215-1990

or email:

customerservice@thpus.com

Our staff is ready to provide assistance.