


## Removing Back Panel on Sideline Fireplace

### *Tools Needed:*


- Phillips Screwdriver

### *Instructions*


1. Turn Off Sideline Fireplace.
2. Remove glass panel from fireplace and remove fireplace from wall.
3. Remove Top Panel from fireplace
  - a. Remove 2 screws from left side of fireplace



- b. Remove 2 screws from right side of fireplace



- c. Remove 7 screws from back of fireplace



d. Remove 3 screws from top of fireplace



e. Remove lid from top of unit



4. Remove remaining 21 screws from back of fireplace.

